



Welcome to the University of Nottingham Malaysia

**Congratulations on your offer.  
Extraordinary starts here.**

Understanding your offer.

### Unconditional offer

You have met all the academic requirements set by the University.

### Conditional Offer

The place is yours provided you meet the entry requirements.

Full details of the conditions are explained in the offer letter.





# What next?

We look forward to welcoming you to the University. This information will help you prepare for the start of your course.

To find out more, click on the relevant icons.



**Download  
your offer**



**Accept  
your offer**




**Accommodation**



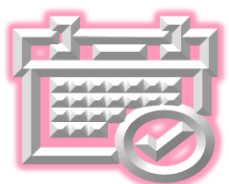
**Apply for your  
visa**  
(International  
offer holders)




**Additional  
important  
information  
for offer  
holders**



**Get ready  
for  
registration**



**Important dates**



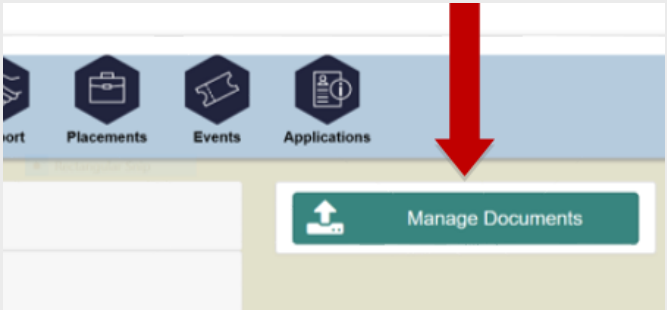
**Contact details**





# Download and accept your offer

## To-do items (click on the links below)

<p><a href="#">Download your offer</a></p>	<p>Please log on to your <a href="#">MyNottingham</a> account and <b>click on Manage Documents in order to view and download</b> your official offer letter.</p>	
<p><a href="#">Accept your offer</a></p>	<p>The course deposit is an advance <b>(non-refundable)</b> payment to the University in order to secure a place on all our taught degree courses.</p>	<p>Read further on <b>refund, reactivation of lapsed offer</b> and <b>deferral</b> policies in <a href="#">offer acceptance</a> page.</p>



**Pay a course deposit**





# Accommodation

## When to apply

1. you have submitted your application to study
- or
2. formally accepted your offer for a place
- and
3. obtained your Nottingham ID/Student ID/University ID

## How to apply

Apply online



## More Information

University Accommodation





# Apply for your visa (international offer holders)

## When to apply

We advise that you submit your visa at least 6 weeks before the start of your classes or we cannot guarantee that the visa processes can be completed in time for the last date of registration.

## How to apply



## Important dates



## Help with your visa

Our dedicated [Visa team](#) is here to help.





# Additional important information for offer holders

To find out more, click on the Information icons.



## Wellbeing and Learning Support Services



Academic Calendar



Mandatory requirement

General Studies – Undergraduate students



Mandatory requirement

Fitness to Practise - Master of Pharmacy (Honours) programme students



Sponsorship and Educational Funding



Exchange programme and study abroad opportunities



The Graduate School – Postgraduate students



Students' Association





# Get ready for registration

## Conditional Offer accepted

Prepare to submit your results via our online application system, [MyNottingham](#). You must provide satisfactory evidence that you have met these conditions prior to starting the course.

Outstanding Results

## Unconditional Offer accepted

Prepare certified copies of your academic and English documents in a soft copy format for document verification purpose.

Verification of documents

## Unconditional Offer accepted

Prepare a passport style photo of yourself with a blue background. The image size should be 420x420 pixels, around 100Kb and must be in JPG format.

Online registration

## Unconditional Offer accepted

Prepare to make a [minimum tuition fee payment](#) before registering with the University.

Payment of tuition fees

The fees for your course will be provided in your offer letter.





**Get ready for registration**

# **Welcome to Nottingham** **Extraordinary is what you make it.**

We will be sending you  
further information regarding  
formal registration  
approximately 4 weeks  
prior to the start of your course.