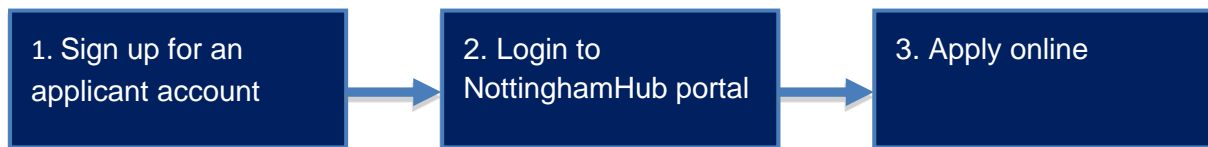




University of
Nottingham
UK | CHINA | MALAYSIA

NottinghamHub User Guide

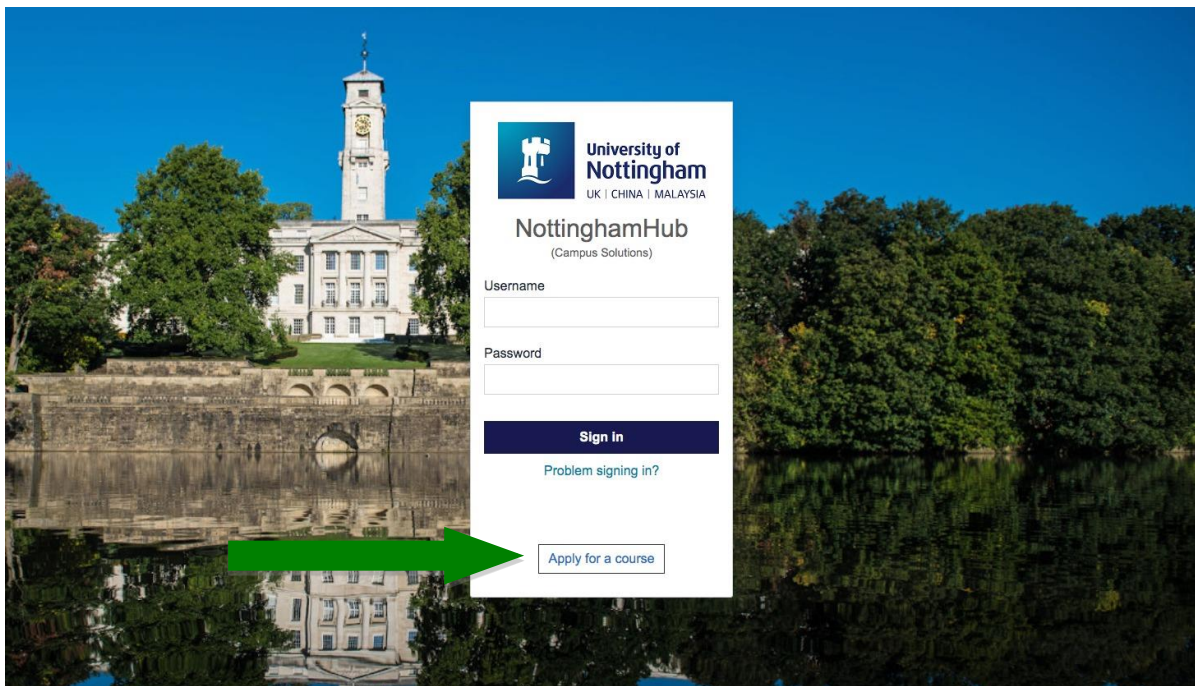


Steps to perform Online Admissions Applications

The following steps will take you through the process to complete an application through Online Admissions Applications.

1. Sign up for an applicant account via [NottinghamHub](#), if you do not already have one. Click on the 'Apply for a course' link.

(Note: If you have previously created an account, you should use it to log in by entering the information in the Username and Password fields.)



Country will default to United Kingdom. You will need to change your country. To do so, click on the magnify icon to Change Country and scroll down in the pop up window to select your relevant country. Choose a user ID. This is a user ID for applications only, and is not a University username.

Account Sign Up

Applicant Details

*First Name:

Middle Name:

*Last Name:

*Date of Birth:

Address Information

*Country/Region:


*Address: [Edit Address](#)

Contact Information

Telephone:

*Email ID:

*Confirm Email ID:



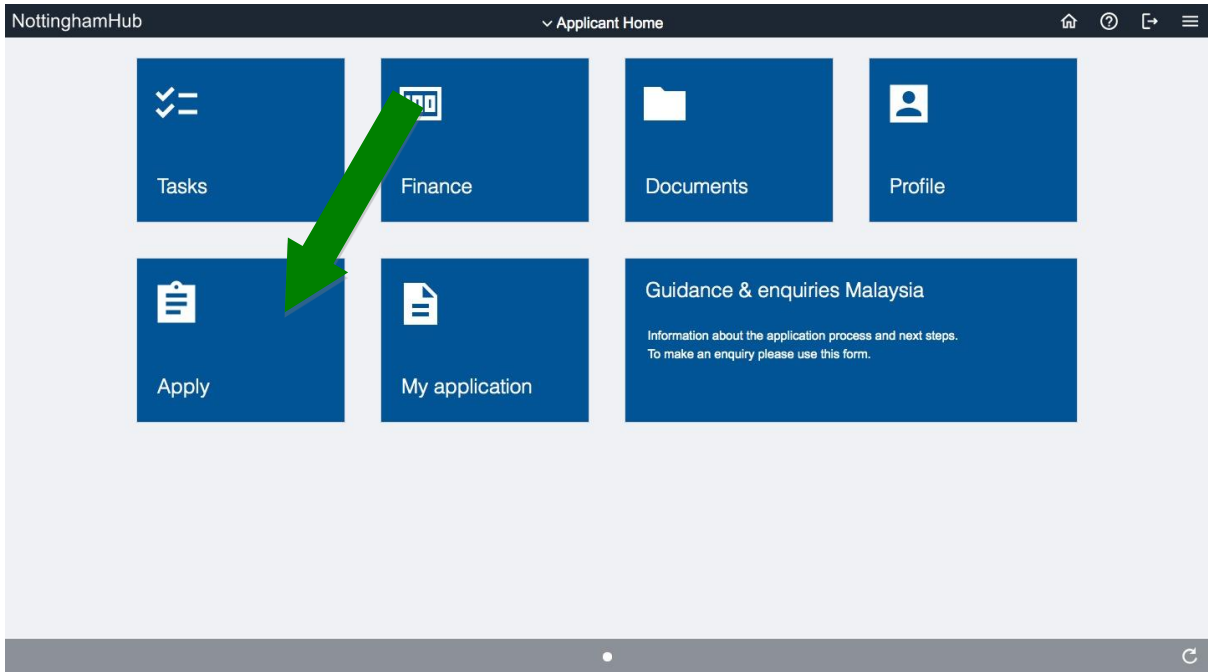
2. Login to [NottinghamHub](#).

Login using your applicant ID and Password.

Here is an overview of the tiles you will see:

Tile name	Description
Apply	Here you can apply for other programmes of study with the university
Documents	You can upload any relevant documents here when you are requested to by the university
Finance	View the status of your university fees and charges. You can also update bank account details and make payments
Guidance & enquiries Malaysia	Here you will find an overview of the application process and next steps. An enquiry form is also included
My application	This is where you can monitor the status of your application
Profile	Update your personal details and change your password here
Tasks	View your pending actions and to do list

3. Click on 'Apply' tile to create a new application



3.1 Follow the steps to select the campus, course, year and other details. Click 'Confirm Selection' when done.

Please complete the below questions in order to begin your application to The University of Nottingham.

Academic Institution:	The University of Nottingham	
🔍 Campus:	Malaysia	
International:	No	
🔍 Course Level:	Undergraduate	
Term:	3170	2017 Academic Year
Course Subject Area:	M1027 Mechatronic Eng	
🔍 Course:	MGUMTENG Bachelor of Engineering with Honours/ Master in Engineering with Honours in Mechatronics Engineering	
Academic Load:	Full-Time	
Year of Program:	01 - First Year	
Date of Entry:	SEPTEMBER	September

←

3.2 Form Status

You are required to complete all the sections in this category. Click 'Save' at the bottom of each page as you complete it.

- In Personal Details, in the National ID section, International (non-Malaysian) students should leave the 'Country', 'National ID Type' and 'National ID' fields blank.

National ID		
Country:	<input type="text"/>	National ID Type: <input type="text"/>
		National ID: <input type="text"/>
Citizenship		
*Nationality:	<input type="text"/>	

- Complete each section then click the **next section** to proceed. You will notice that the button will turn to a green tick for the section that you have completed.

The screenshot shows a 'Form Status' panel with the following sections and their completion status:

- Personal Details: Complete (green tick)
- Contact & Address Details: Incomplete (orange asterisk, blue question mark)
- Residency: Incomplete (orange asterisk, blue question mark)
- Passport Information: Incomplete (blue question mark)
- Personal Statement: Incomplete (orange asterisk, blue question mark)
- Additional Questions: Incomplete (orange asterisk, blue question mark)
- Supporting Documents: Incomplete (orange asterisk, blue question mark)

Buttons: 'Submit Application' and 'Return to Summary'.

Key: Not Started (grey bar), Incomplete (blue play button), Complete (green tick), Required (orange asterisk).

- Upload any documents to support your application as listed in the 'Supporting Documents' section

The screenshot shows a document upload form with the following fields and buttons:

- Document Type:
- Description:
- File Name:
- Buttons: Add, Delete, Upload, View, Delete
- Save button

3.3 Submit your application

Once you have completed all the sections, finalise your application by clicking on the 'Submit Application' button

The screenshot shows the 'Form Status' panel with all sections completed (green ticks):

- Personal Details
- Contact & Address Details
- Residency
- Passport Information
- Personal Statement
- Additional Questions
- Supporting Documents

Buttons: 'Submit Application' and 'Return to Summary'. A green arrow points to the 'Submit Application' button.

By selecting "Yes" below, I accept:

The University of Nottingham Malaysia Campus is registered as a Data User as required under the Personal Data Protection Act 2010. The University only processes prospective student data in accordance with the Personal Data Protection Act 2010 and for the purposes as mentioned in the [Data Protection Notice](#). If your application is unsuccessful, your application will be destroyed at the end of the admissions cycle for the year you have applied.

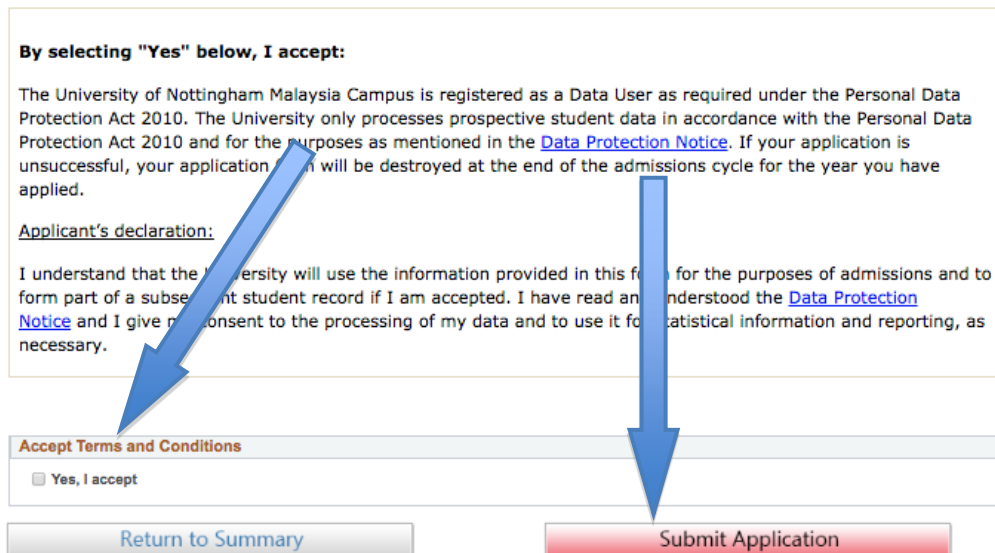
Applicant's declaration:

I understand that the University will use the information provided in this form for the purposes of admissions and to form part of a subsequent student record if I am accepted. I have read and understood the [Data Protection Notice](#) and I give my consent to the processing of my data and to use it for statistical information and reporting, as necessary.

Accept Terms and Conditions

Yes, I accept

[Return to Summary](#) [Submit Application](#)



Please note that you will be required to pay an application fee of RM200 (Malaysian applicant) and RM400 (International applicant) to process your application.

Visit the [University website](#) for further information on NottinghamHub portal. If you have any technical issues, please contact the UNMC IT Service Desk via ITServiceDesk@nottingham.edu.my or +60 3 8924 8199.